

MC815C




Radio Remote Control



Mini Crane

MC815C



www.kranlyft.com

Specifications

Capacity	Maximum	8.09t x 2.4m
Working radius	Maximum	18.8m x 340kg
Lifting height	Maximum	19.6m x 2390kg (25.5m x 1000kg with Fly-Jib)
Dimensions	MC815	5900mm x 1670mm x 2490mm
Weight	MC815	9460kg (9700kg with electric motor)
Hook speed	Maximum	20.6m/min (4 layers, 6 parts of line)
Single line speed	Maximum	123.6 m/min (4 layers)
Hoist rope	Type	IWRC 6 x Fi (29) Ø 10mm x 150m
Telescopic system	Boom length Telescoping speed Boom type	5.52m – 19.4m 13.88m/52 sec Fully automatic 5 section pentagonal telescopic boom
Boom hoist system	Hoist angle / speed	0-80° / 22.9 sec
Slew system	Slew angle / speed	360° continuous / 2.5 rpm
Outrigger system	Type Maximum outriggers	Extension and set-up by hydraulic cylinders Length 6770mm x Front 6300mm x Rear 6520mm
Traction system	Drive Travel speed Gradability Ground length x width Ground pressure	Hydraulic motor driven, stepless speed changer 0 – 3.2 km/h 23° 2245mm x 400mm (track dimensions) 0.53 kgf / cm ² 0.54 kgf / cm ² with electric motor
Engine	Model Type Rated output Starting method Fuel tank capacity	YANMAR 4TNV88C-NMB 4 cylinder diesel, water cooled, direct injection 30.5kW / 2500 rpm Electric Diesel / 70L
Electric motor (Optional)	Type	Three-phase induction motor 380V 15kW Inverter-controlled (30 Hz – 60 Hz) equipped with energy saving mode
Safe load indicator	Made specifically for Maeda Mini Cranes with a fully programmable working envelope	
Standard equipment	Moment limiter, steel tracks, overwind protection, load indicator, hydraulic safety valves, wire rope latch, level, EMO switch, LED working status lamp, travel lock lever, crane/outrigger interlock device, working light, hour meter, tilt alarm, slew restriction system, 6-fall / 4-fall / 2-fall hook block, front and left side camera, joystick type radio remote control, self levelling function, multi outrigger mode, data logger.	
Optional equipment	1,500kg Hydraulic type fly-jib 1,000kg Searcher hook Single fall hook Rubber pads (black or white)	

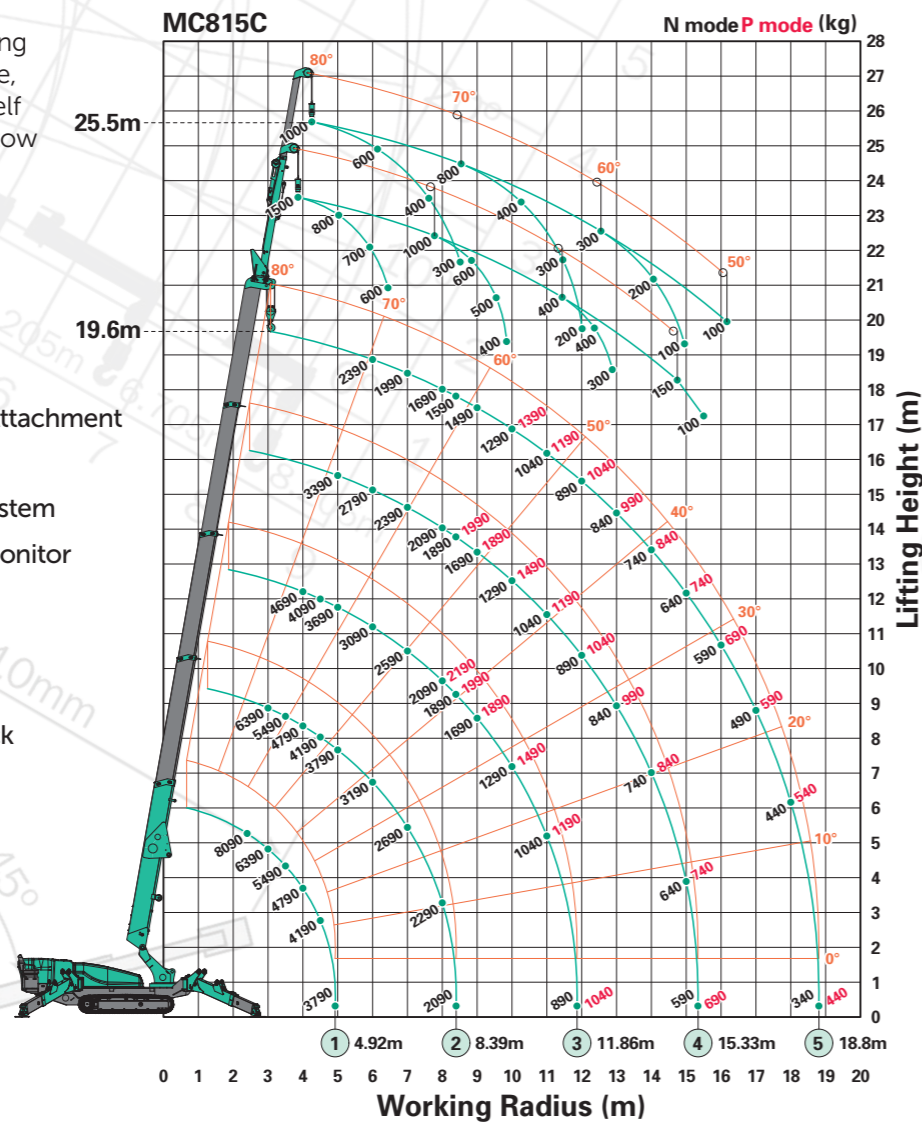
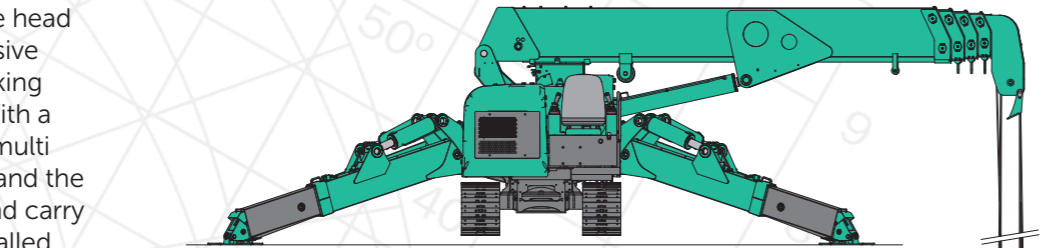
www.kranlyft.com

The MC815 model stands at the head of the Maeda range with a massive 8.09 tonnes lifting capacity making it the strongest lifter to date. With a 19.6m lifting height, new 10.4" multi function touchscreen monitor and the added bonus of 1000kg pick and carry capacity, this crane offers unrivalled versatility with great lifting duties.

The optional 1500kg SWL hydraulic 2-section Fly Jib increases maximum lifting height to 25.5m. There is an all new Searcher Hook giving class leading duties of 1000kg.

New to this model is power lifting mode and multi outrigger mode, joystick control radio system, self levelling function, auto crane stow via remote and EU stage IIIB compliant engine to make it environmentally friendly.

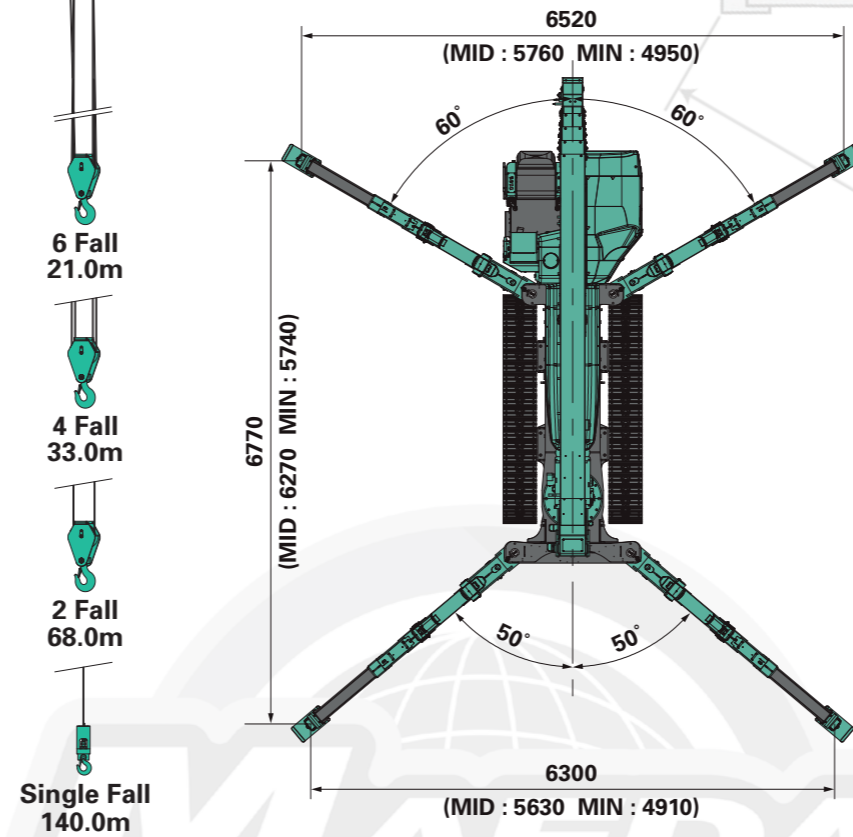
- 8.09 Tonne Max Capacity
- 19.6m Max Lifting Height
25.5m with Optional Fly Jib Attachment
- 1000kg Pick & Carry Duty
- Crane/Outrigger Interlock System
- 10.4 inch Touch Panel LCD Monitor
- Auto Stowage
- Slew Restriction Device
- Hydrostatic Transmission
- 6 fall / 4 fall / 2 fall Hook Block
- Tilt Sensor/Alarm
- Data Logger
- Multi Outrigger Mode
- Joystick Remote Control
- Self Levelling Function
- 2 Year Warranty



This working range chart shows total rated load including boom and jib deflection.

Outrigger Footprints

Diagram shows outriggers at maximum position.



Working radius (m)	Total rated load (kg)									
	Boom 1		Boom 1+2		Boom 1+2+3		Boom 1+2+3+4		Boom 1+2+3+4+5	
	N mode	P mode	N mode	P mode	N mode	P mode	N mode	P mode	N mode	P mode
2.4	8090	8090	6390	6390	4690	4690				
2.5	7690	7690	6390	6390	4690	4690	3390	3390		
3.0	6390	6390	6390	6390	4690	4690	3390	3390		
3.5	5490	5490	5490	5490	4690	4690	3390	3390	2390	2390
4.0	4790	4790	4790	4790	4690	4690	3390	3390	2390	2390
4.5	4190	4190	4190	4190	4090	4090	3390	3390	2390	2390
4.92	3790	3790	3790	3790	3690	3690	3390	3390	2390	2390
5.0			3790	3790	3690	3690	3390	3390	2390	2390
6.0			3190	3190	3090	3090	2790	2790	2390	2390
7.0			2690	2690	2590	2590	2390	2390	1990	1990
8.0			2290	2290	2090	2190	2090	2090	1690	1690
8.39			2090	2090	1890	1990	1890	1890	1590	1590
9.0					1690	1890	1690	1890	1490	1490
10.0					1290	1490	1290	1490	1290	1390
11.0					1040	1190	1040	1190	1040	1190
11.86					890	1040	890	1040	890	1040
12.0							890	1040	890	1040
13.0							840	990	840	990
14.0							740	840	740	840
15.0							640	740	640	740
15.33							590	690	590	690
16.0									590	690
17.0									490	590
18.0									440	540
18.8									340	440

Dimensions

